

# Payment Methods for Application Fees with Convenience Store or Credit Card

Payment is possible 24 hours a day using a convenience store (Seven-Eleven, Lawson, Ministop, FamilyMart, Seicomart, Daily Yamazaki), credit card, financial institution ATM or Internet banking.

## 1 Apply From The Web

Access the URL below and enter the required items following the instructions on the screen after selecting the school from the list.







<https://www3.univ-jp.com/kyoto-u/en/>

## 2 Checking Application Content

The **reception number** (not the examination number) and **number required for payment** will be displayed so please make a memo or print the screen. The e-mail address and password entered in the personal information input screen will be used when displaying the proof of payment.

## 3 Payment

Please make the payment using one of the methods below. **If you are in outside of Japan, you can only pay by credit card.**

Credit Card	Convenience Store (Payments of 300,000 yen or less)				
	<p><b>Seven-Eleven</b></p> 	<p><b>Lawson Ministop (Loppi)</b></p> 	<p><b>FamilyMart (Famiport)</b></p> 	<p><b>Seicomart (Club Station)</b></p> 	<p><b>Daily Yamazaki</b></p> 
<p><b>Personal identification</b> During the application procedure, you will be required to enter credit card details for personal identification purposes. Please have your card ready before applying.</p> <p><b>Number of payments</b> Payments are only accepted in full.</p> <p><b>Other precautions</b> Please ensure that you have sufficient funds available on your credit card before applying.</p>	<p>Let a staff member at a 7-Eleven store know the [払込票番号] (payment number) that was displayed after you completed your initial application and pay the application fee and processing fee in cash. Be aware that no refunds will be given after you have paid at the cash register.</p>	<p>Select [各種サービスメニュー] (Service Menu).</p>	<p>Select [代金支払い] (Pay a bill).</p>	<p>Tell a staff member that you want to make an internet payment (インターネット決済).</p>	<p>Tell a staff member that you want to make an online payment (オンライン決済).</p>
		<p>Select [各種代金・インターネット受付・スマートビットのお支払] (Pay a bill/Pay for an online purchase/Pay for a Smart Pit purchase).</p>	<p>Select [各種番号をお持ちの方はこちら] (I have a number).</p>		
		<p>Select [各種代金お支払] (Pay a bill).</p>	<p>Select [番号入力画面に進む] (Go to number entry screen).</p>	<p>On the LCD touch panel screen of the cash register, enter the online payment number (オンライン決済番号).</p>	<p>Pay the admission examination payment fee with cash at the counter within 30 minutes.</p>
		<p>Select [マルチペイメントサービス] (Multi-Payment Service).</p>	<p>Enter the customer number.</p>		
		<p>Enter the customer number.</p>	<p>Enter the confirmation number.</p>		
		<p>Enter the confirmation number.</p>	<p>Agree and proceed.</p>		
		<p>If the application information is correct then press the "Confirm" and "Print" buttons. An application ticket will come out of the terminal so pay the admission examination payment fee with cash at the counter within 30 minutes.</p>			

## Financial Institution ATM (Pay-easy)

Payments can be made with ATMs with the Pay-easy mark at the financial institutions below.  
A cash payment of 100,000 yen or less or a credit card payment of 1,000,000 yen or less is possible with a single application.  
(List of compatible financial institutions)  
-Japan Post Bank  
-Mizuho Bank  
-Resona Bank/Saitama Resona Bank  
■ Check financial institutions compatible for payment with the "List of compatible ATMs" below.  
[http://www.well-net.jp/multi/financial\\_list/index.html](http://www.well-net.jp/multi/financial_list/index.html)



From the ATM menu screen, select [税金・料金払込み] (Pay tax/bill) or [Pay-easy].

Enter the receiving institution number, customer number and confirmation number

Select either 現金 (Cash) or キャッシュカード (Cash card) as a payment method.

## Internet Banking

Internet banking with major banks, regional banks, credit unions and cooperatives, worker's credit unions, agricultural cooperatives and fisheries cooperatives can be used. Prior application with the financial institution is required.  
Payments can also be made with Rakuten Bank, Japan Net Bank, au Jibun Bank or SBI Sumishin Net Bank. Prior opening of an account with the financial institution is required.



Open the payment and application content confirmation screen

Press the "Payment with Internet Banking"

Select financial institution with Internet banking contract and login

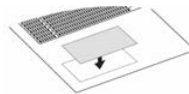
Payment compatible convenience stores and financial institutions are subject to change. Check with the website for details.

## 4 Proof of Payment Seal for Application Documents

Print the proof of payment from the payment or application content confirmation screen, then cut out the required section and attach it to the designated position on the applicant ticket. Post it in the same way as the required documents.



(1) Cut out the required section,



(2) Attach it to the designated position on the applicant ticket.

A service fee is charged separately. Check with the website for details.